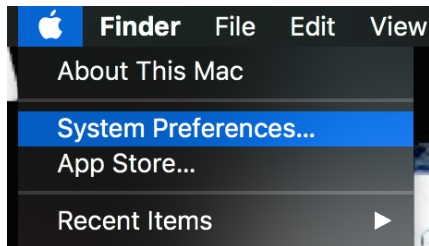


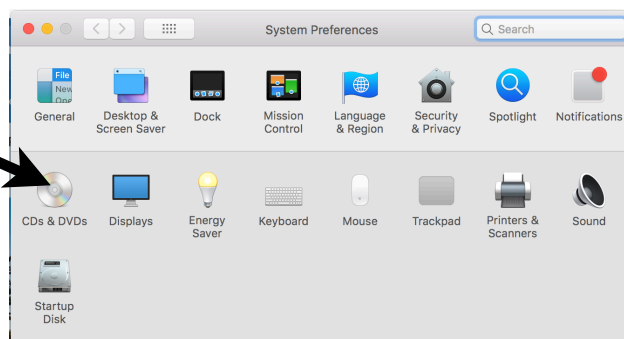
Setting VLC as the default player for DVD discs

If your room/area does not have a projector cable for you to plug your computer into when showing DVDs, thus requiring you to use AirPlay to show a DVD, then you may want to make the VLC player the default player for DVD discs so that you don't have to quit out of the DVD Player every time you put a disc in. Here's how to set VLC Player as the default.

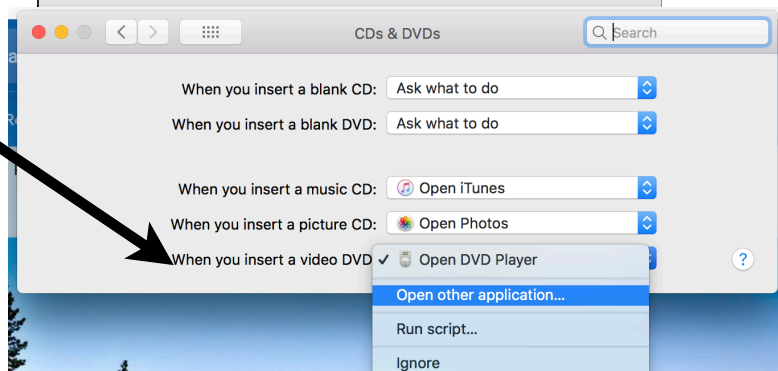
1. Plug the external DVD drive into a USB slot on your computer
2. Open System Preferences



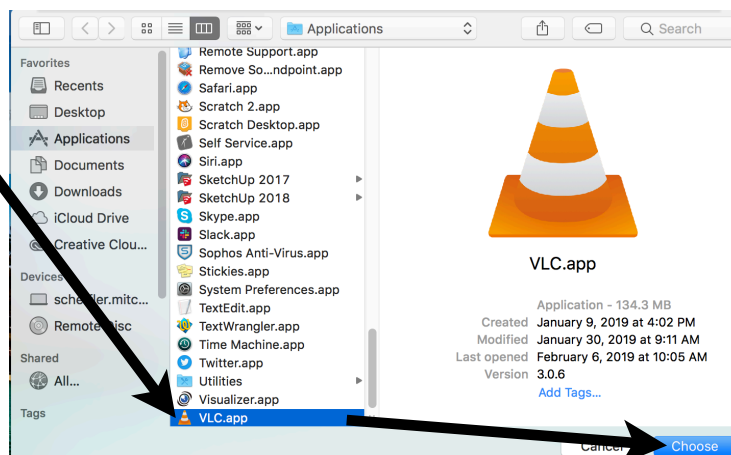
3. Click on the CDs & DVDs icon



4. From the bottom menu choose "Open other application"



5. Scroll down to select VLC and click the Choose button



6. Quit System Preferences