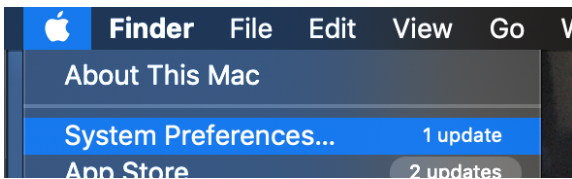



How to adjust the Input Volume (Gain) of the Microphone

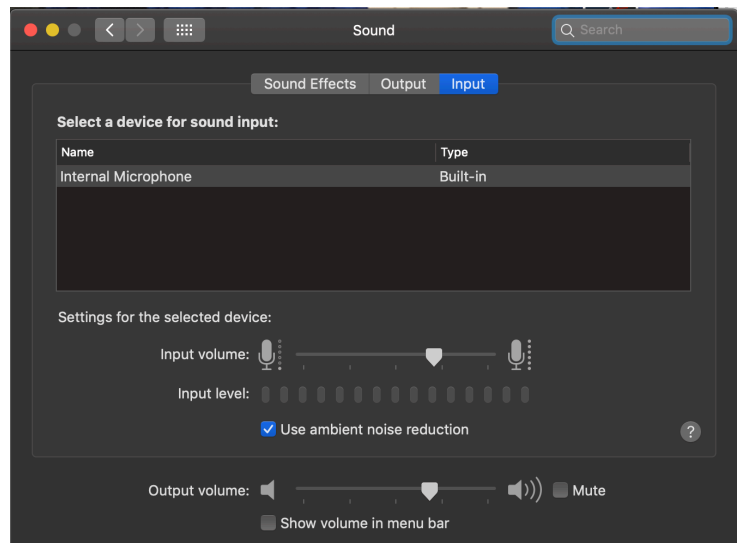
Open the System Preferences



Click on the icon for Sound preferences



Click on the Input tab



Adjust the Input volume slider as you talk at a normal volume and watch the Input level. Adjust the slider so that while speaking at a normal volume you see the ovals of the input level fill in to the halfway point. If the ovals fill in past the halfway point while talking at a normal volume then move the slider to the left. If you don't see many ovals filling in then move the slider to the right.